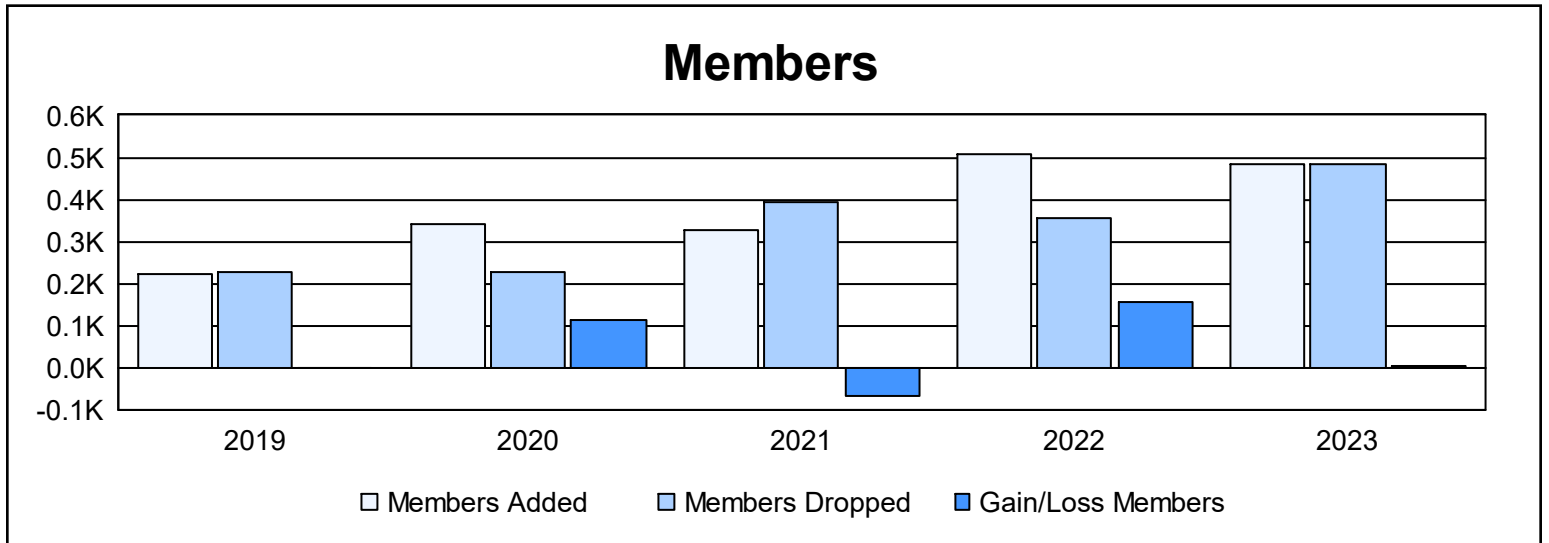
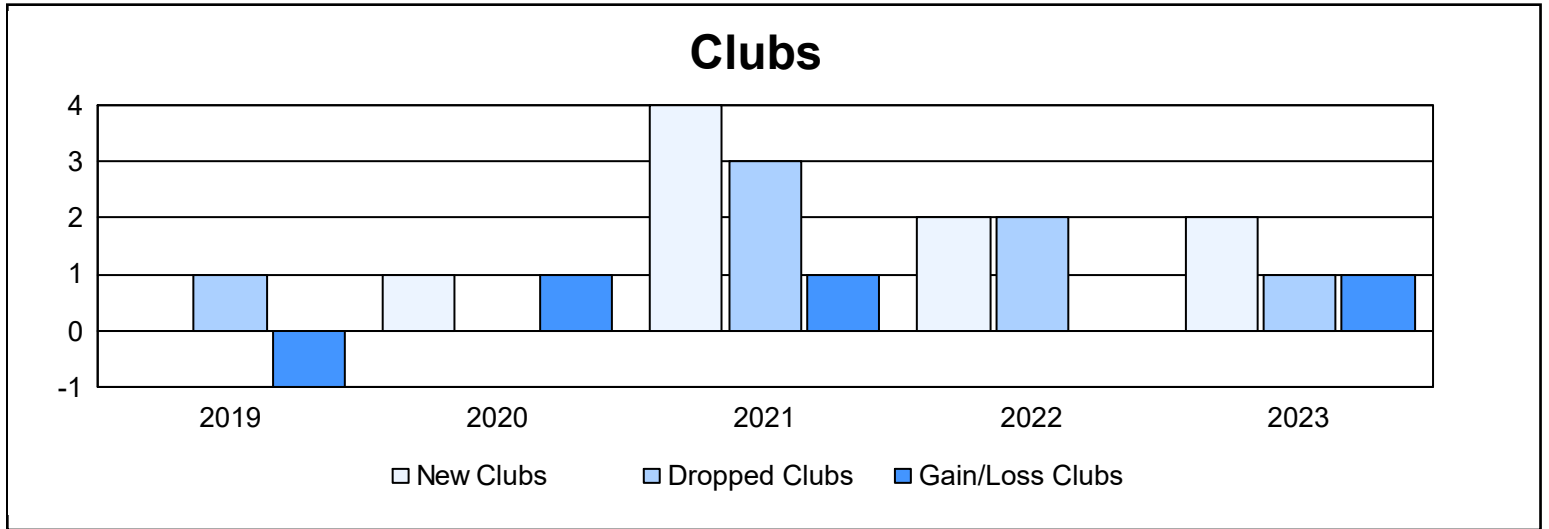
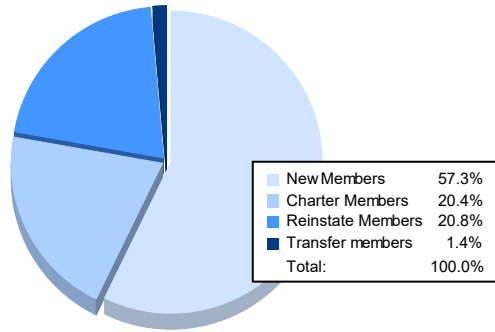


| Year | New Clubs | Dropped Clubs | Gain/ Loss Clubs | New Members | Charter Members | Reinstate Members | Transfer Members | Total Member Added | Total Members Dropped | Gain/ Loss Members |
|----------------|-----------|---------------|------------------|-------------|-----------------|-------------------|------------------|--------------------|-----------------------|--------------------|
| 2018-2019 | 0 | 1 | -1 | 194 | 5 | 18 | 6 | 223 | 225 | -2 |
| 2019-2020 | 1 | 0 | 1 | 191 | 104 | 34 | 11 | 340 | 229 | 111 |
| 2020-2021 | 4 | 3 | 1 | 120 | 168 | 29 | 11 | 328 | 395 | -67 |
| 2021-2022 | 2 | 2 | 0 | 413 | 56 | 32 | 8 | 509 | 353 | 156 |
| 2022-2023 | 2 | 1 | 1 | 278 | 99 | 101 | 7 | 485 | 482 | 3 |
| Average | 2 | 1 | 0 | 239 | 86 | 43 | 9 | 377 | 337 | 40 |



Membership Composition June 2023 Cumulative



Gender Composition June 2023 Cumulative

